



DIGITAL THERMOMETER

INSTRUCTION MANUAL

Model:SK-033P

SHIKON Digital Thermometer is designed to measure the human body temperature in regular mode orally, rectally or under the arm. It provides quick and accurate reading of the body temperature. The device is reusable for clinical or home use by people of all age group including children under 8 years old with adult supervision. To understand it's function better and to obtain correct dependable results, please read the following instructions carefully before using the device.

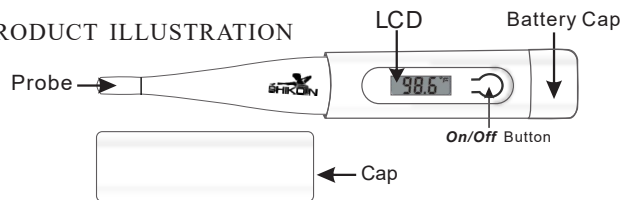
- Do not use the thermometer in your ears. It is designed for oral, rectal, and armpit (axilla) readings only.
- Do not place the thermometer battery near extreme heat as it may explode. Remove the battery from the device when not in operation for a long time.
- The use of temperature readings for self-diagnosis is dangerous. Consult your doctor for the interpretation of result. Self-diagnosis may lead to worsening of existing disease conditions.
- Do not attempt to use the thermometer when it is wet as it may show inaccurate result.
- Do not bite the thermometer as it may lead to breakage and/or injury.
- Do not attempt to disassemble the thermometer. Doing so may result in inaccurate readings.
- After each use, disinfect the thermometer in case the device is used by more than one person.
- Do not force the thermometer into the rectum. Failure to do so may lead to injury.
- Do not use the thermometer orally after using it in the rectal area.
- This device is not to be used orally by children less than 2 years old.
- Store the device at temperatures between 5°C ~ 40°C (41°F ~ 104°F).

Choking Hazard: Thermometer cap and battery may be fatal if swallowed. Do not allow children to use this device without parental supervision.

CONTENTS

One Shikon Digital Thermometer with caps, One Instruction Manual

PRODUCT ILLUSTRATION



PRECAUTION

The performance of the device may deteriorate if any of the following conditions occur:

- Operating the device outside the stated temperature and humidity range.
- Storing the device outside the stated temperature and humidity range.
- Mechanical shock (for example, drop test) or degraded sensor.
- Patient's temperature is below ambient temperature.
- Portable and mobile RF communications can affect the device.



SYMBOL EXPLANATION

	Direct Current		Batch Code
	Type BF Applied Part		Manufacturer
	Consult Accompanying Documents		Storage and Transportation Temp Limit: -4°F ~ 131°F

SPECIFICATIONS

Type:	Digital Thermometer (Not Predictive)
Measuring Range:	90.0°F - 109.9°F (32.0°C - 42.9°C)
Accuracy:	±0.2°F (±0.1°C) during 95.9°F ~ 107.6°F (35.5°C ~ 42.0°C) at 64.4°F ~ 82.4°F (18°C ~ 28°C) ambient operating range
Operating mode:	Direct Mode
Display:	Liquid crystal display, 3 1/2 digits
Memory:	For storing the last measured value
Battery:	One 1.5 V DC. button battery (size LR41 or SR41, UCC 392)
Battery life:	Approx. 200 hrs of continuous operation or One year with 3 measurements per day
Dimension:	12.5cm x 1.7cm x 0.9cm (L x W x H)
Weight:	Approx. 12 grams including battery
Ambient operating range:	Temperature: 41°F ~ 104°F (5°C ~ 40°C) Relative humidity: 15%~95%RH Atmospheric Pressure : 700hPa ~ 1060hPa
Storage and transportation condition:	Temperature: -4°F ~ 131°F (-20°C ~ 55°C) Relative humidity: 15%~95%RH Atmospheric Pressure : 700hPa ~ 1060hPa
Ingress Protection Rating:	IP 22
Classification:	Type BF

DIRECTIONS

- Press the *On/Off* Button next to LCD display. A beep will sound as the screen shows **1888.8** followed by last recorded temperature. After showing the self-test temperature, the thermometer is now in the testing mode.
- Position the thermometer in the desired location (mouth, rectum, or armpit).
 - Oral Use:** Place the thermometer under the tongue as indicated by "✓" position shown in Figure 2. Close your mouth and breathe normally through the nose to prevent the measurement from being influenced by inhaled / exhaled air. The normal temperature will be between 96.3°F ~ 99.1°F (35.7°C ~ 37.3°C).
 - Rectal Use:** Lubricate silver probe tip with petroleum jelly for easy insertion. Gently insert sensor approximately 1 cm (less than 1/2") into rectum. The normal temperature will be between 97.2°F ~ 99.9°F (36.2°C ~ 37.7°C).
 - Armpit Use:** Wipe your armpit dry. Place the probe under the armpit and keep arm pressed firmly at side. Medically, this method provides inaccurate readings, and should not be used for precise measurements. The normal temperature will be between 95.4°F ~ 98.1°F (35.2°C ~ 36.7°C).
- During measurement the degree sign flashes. When it stops flashing, an alarm beeps for 10 secs and the measured reading appears on LCD screen. The minimum measurement time must be maintained till the beep tone continues. We suggest to keep the probe in the mouth and rectum for about 2 mins, or in armpit for about 5 mins regardless of the beep sound to obtain accurate body temperature measurement result. An interval of 30 secs should be maintained between each measurement.

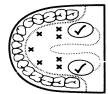


Figure 2

***Note:** Normal mode: The beep buzzes as "Bi-Bi-Bi-Bi"; When temperature reaches 37.8°C (100°F) or higher, the beep buzzes as "Bi-Bi-Bi----- Bi-Bi-Bi----- Bi-Bi-Bi"

- For prolonged battery life, press the *On/Off* Button to turn off after the measurement is complete. If not turned off the device will automatically shut off after around 10 mins.

BATTERY REPLACEMENT

- Replace the battery when " " sign appears in the lower right corner of LCD display.
- Pull battery cover off as shown in Figure 3.
- Gently pull out the plastic circuit board with battery chamber approximately 1 cm (slightly less than 1/2"). (See Figure 4)
- Use pointed object such as pen to remove old battery. Discard battery lawfully. Replace with new 1.5V DC button type LR41 or SR41, UCC392, or equivalent. Be sure battery is installed with "+" polarity facing up. (See Figure 5)
- Slide battery chamber back into place and attach cover.

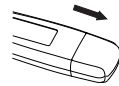


Figure 3

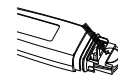


Figure 4

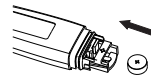


Figure 5

CLEANING AND DISINFECTION

- Wipe the thermometer with a soft clean cloth.
- For stubborn stain, wipe the thermometer with a cloth dampened with water or a neutral detergent solution and then wring thoroughly. Wipe dry with a soft dry cloth.
- To prevent the thermometer from being damaged:
 - Do not use benzene, paint thinner or other strong solvents to clean the thermometer.
 - Do not soak the sensing probe (tip) of the thermometer in alcohol, OPA or using hot water (at a temperature of 122°F / 50°C or higher).
 - Do not use ultrasonic washing to clean the thermometer.

LIMITED WARRANTY

Shikon Digital Thermometer carries a warranty of two year from the date of purchase. If the thermometer does not function properly because of any defective components or poor workmanship, it will be repaired or replaced free of charge. All components are covered by this warranty excluding the battery. This warranty also does not cover damages to the thermometer due to improper handling, normal wear and tear. To obtain warranty service, kindly produce the original or copy of the invoice issued by the seller which is mandatory.



Disposal of this product and used batteries should be carried out in accordance with the national regulations for the disposal of electronic products.



Made in India by:

SPACEAGE MULTIPRODUCTS PRIVATE LIMITED

16, Ganesh Chandra Avenue, Kolkata - 700 013, West Bengal, India

Mob: +91 94330 46999 | info@shikon.co.in | www.shikon.co.in



From the house of **MORNING WALKER**